



"Always Bet on Aces!"

▶ JACKPOT PRO LS W/TRANS CONTROL

AS2011

Aces EFI's Jackpot Pro LS system is the latest and most advanced self-learning system for GM LS-based engines. ACES designed this engine control technology to be affordable with enough features for both professional racers and hobbyists alike. The Jackpot ECU is built using Aces' 32-bit Power Architecture®. This technology manages input/output signals and voltage, and RPM faster and more consistently than the competition.

- ❑ Plug and play LS engine control
- ❑ Drive by wire ETC control
- ❑ 24x and 58x compatible
- ❑ Transmission control for 4L60, 4L65, 4L80 or 4L85.
- ❑ Dual WBO2 (Bosch LSU 4.9 wideband)
- ❑ Boost Compatible
- ❑ 5 inch High Resolution Full Color Touchscreen with built-in GPS speedometer and tachometer
- ❑ Simple calibration wizard for initial setup - No laptop required.
- ❑ Self-learning ECU means you don't have to be a computer/tuning wiz to have EFI.
- ❑ Laptop tuning also available for pro installation



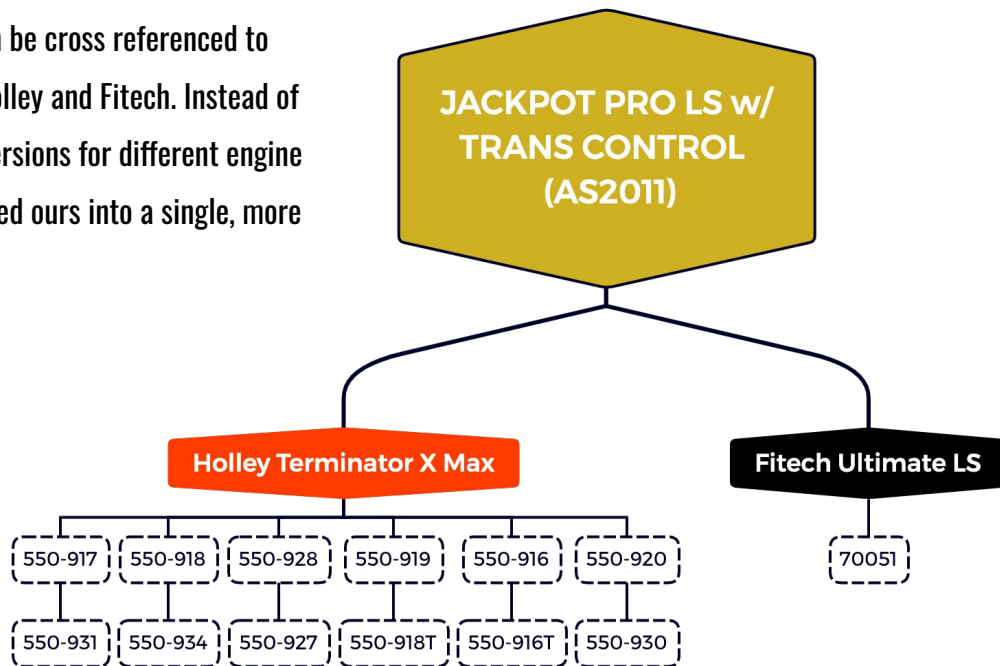
JACKPOT PRO LS SYSTEM - ADVANTAGES

Features	Aces Jackpot Pro LS	Holley Terminator X Max
ECU Housing	Automotive-grade, die-cast aluminum	Plastic
ECU Waterproof and dustproof	Yes, automotive-grade	No
32 bit MCU	Yes, ST56 series Power PC (OEM standard)	Yes, but uses older NXP55 series Power PC
Handheld	5-inch, full color, LCD touch screen with navigation buttons. 800x480 display with built in GPS chip	3.5 inch Resistive screen
Dual wide band O2 sensor control	Dual lambda controllers and includes 2 wide band O2 sensor.	Only one lambda controller and one wide band O2 sensor
Drive by cable/wire & transmission control	Yes	Yes
Self-learning-fuel, ignition, ETC, IAC	Yes	Yes
Dash options	Supports Aces 5, 7, and 12.3** inch dashes	Supports Holley dashes
CDI compatibility	Works with Aces Full House CDI, Aces Full House + CDI, and MSD Pro600	Works with Aces Full House CDI, Aces Full House + CDI, and MSD Pro600
Selling price	\$1459.99	\$1,799.95

JACKPOT PRO LS w/TRANS CONTROL - CROSS REFERENCE

AS2011

The Jackpot LS system can be cross referenced to any of these parts from Holley and Fitech. Instead of having multiple product versions for different engine configurations, we combined ours into a single, more versatile system.



AS2011-1

Aces EFI's Jackpot LS system is the latest and most advanced self-learning system for GM LS-based engines. ACES designed this engine control technology to be affordable with enough features for both professional racers and hobbyists alike. The Jackpot ECU is built using Aces' 32-bit Power Architecture®. This technology manages input/output signals and voltage, and RPM faster and more consistently than the competition.

- ❑ Plug and play LS engine control
- ❑ 24x and 58x compatible
- ❑ Dual WB02 (Bosch LSU 4.9 wideband)
- ❑ Boost Compatible
- ❑ 5 inch High Resolution Full Color Touchscreen with built-in GPS speedometer and tachometer
- ❑ Simple calibration wizard for initial setup - No laptop required.
- ❑ Self-learning ECU means you don't have to be a computer/tuning wiz to have EFI.
- ❑ Laptop tuning also available for pro installation



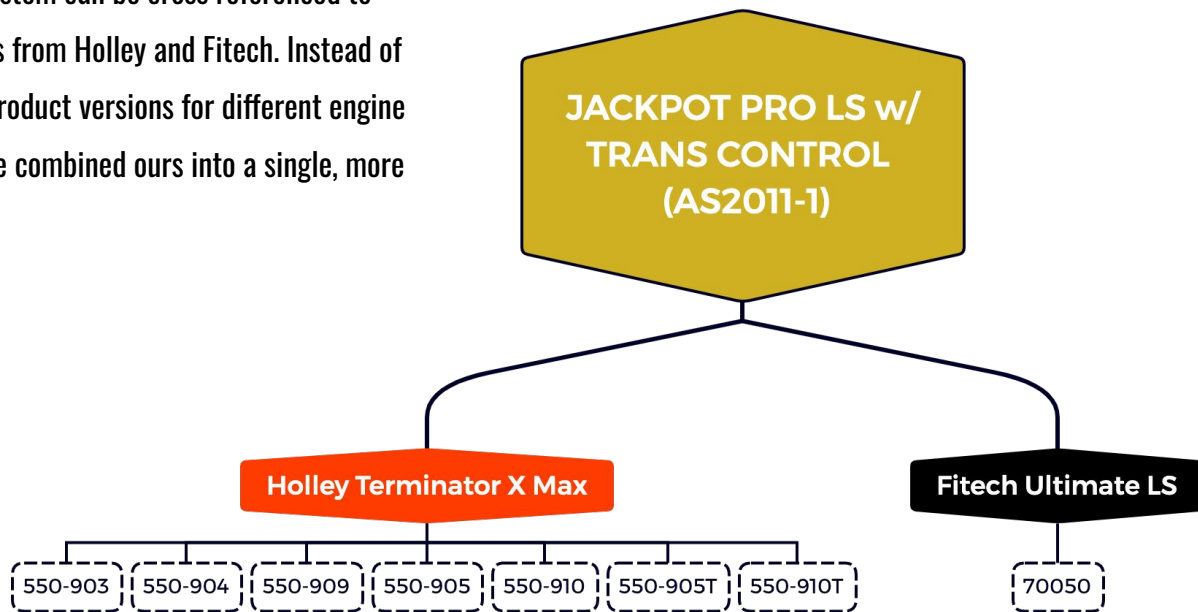
JACKPOT LS SYSTEM - ADVANTAGES

Features	Aces Jackpot LS	Holley Terminator X	FiTech Ultimate LS ECU
ECU Housing	Automotive-grade, die-cast aluminum	Plastic	Aluminum Stamping
ECU Water and dust proofing	Yes, automotive-grade	No	Unknown
32-bit MCU	Yes, ST56 series Power PC (OEM standard)	Yes, but uses older NXP55 series Power PC	16 bit
Handheld	5-inch, full color, LCD touch screen with navigation buttons. 800x480 display with built in GPS chip	3.5 inch Resistive screen	5-inch, low resolution
Dual wide band O2 sensor control	Dual lambda controllers and includes 2 wide band O2 sensor.	Only one lambda controller and one wide band O2 sensor	Only one lambda controller, one wide band O2 sensor
Dual boost control solenoids	Yes	Yes	No
Self-learning: fuel, ignition, IAC	Yes	Yes	Yes
Dash options	Supports Aces 5, 7, and 12.3** inch dashes	Support Holley dashes	No
CDI compatibility	Works with Aces Full House CDI, Aces Full House + CDI, and MSD Pro600	Works with Aces Full House CDI, Aces Full House + CDI, and MSD Pro600	Works with Aces Full House CDI, Aces Full House + CDI, and MSD Pro600
Selling price	\$899.99	\$1,249.95	\$900.00

JACKPOT LS - CROSS REFERENCE

AS2011-1

The Jackpot LS system can be cross referenced to any of these parts from Holley and Fitech. Instead of having multiple product versions for different engine configurations, we combined ours into a single, more versatile system.



KILLSHOT EZ TUNE EFI

AS2012

Aces EFI's Killshot EZ Tune EFI system is one of the most powerful 4-bbl TBI systems on the market! It supports up to 650 hp (n/a) with four 100 lb/hr Injectors and is designed for 4150 style flange manifolds. The system includes the throttle body (with a built in 3-bar TMAP, TPS and IAC sensor) wire harness, ECU, 5" full color handheld controller, Bosch 4.9 WBO2 sensor, and more!

- ❑ Integrated timing control & coil driver
- ❑ Boost Compatible with 3-bar TMAP sensor
- ❑ 5", high res, full color touchscreen with built-in GPS speedometer and tachometer
- ❑ Simple calibration wizard for initial setup - No laptop required.
- ❑ Self-learning ECU means you don't have to be a computer/tuning wiz to have EFI.
- ❑ Remote-mounted ECU to avoid dreaded heat-and-vibration induced hardware failures
- ❑ Laptop tuning also available for pro installation
- ❑ 2 stage FAN control
- ❑ Available in base and master kits in black and polished finished (throttle body)



KILLSHOT EZ TUNE EFI - ADVANTAGES

Features	Aces Killshot (basic kit)	Holley sniper (basic kit)	Fitech GoEFI600 (basic kit)
ECU Housing	Automotive-grade, die-cast aluminum. External ECU is far more reliable	ECU (computer) is mounted on the throttle body	ECU (computer) is mounted on the throttle body
32 bit MCU	Yes, ST56 series Power PC (OEM standard)	16 bit	16bit
Handheld	5-inch, full color, LCD touch screen with navigation buttons. 800x480 display with built in GPS chip*	3.5 inch Resistive screen	3.5 inch
Appearance	Only one connector to the throttle body (bundled)	Many separated cables and wires	Many separated cables and wires
Injectors	(4) 100 lb/hr injectors	(4) 100 lb/hr injectors	(4) 100 lb/hr injectors
Horse power	650hp	650hp	600hp
Timing control and IGBT Driver	ECU has timing control and an integrated IGBT driver on the PCB	ECU has timing control but need external IGBT driver	
Spark energy	Programmable dwell time. Min. 90mj spark energy by using AC2008 ignition coil which is higher than most ignition coils	-	-
Dash and CAN	Supports Aces 5, 7, and 12.3** inch dashes	Supports Holley Dashes	No
Selling price	\$869.99.00	\$1,228.95	\$999.00

► KILLSHOT 2-BBL EZ TUNE EFI (prev. Deuces Wild)



AS2019

Aces EFI's Killshot 2-bbl EZ Tune EFI system is one of the most powerful 2-bbl TBI systems on the market! It supports up to 350 hp (n/a) with two 100 lb/hr Injectors and is designed for 2300 style flange manifolds. The system includes the throttle body (with a built in 3-bar TMAP, TPS and IAC sensor) wire harness, ECU, 5" full color handheld controller, Bosch 4.9 WBO2 sensor, and more!



- ❑ Integrated timing control & coil driver
- ❑ 5", high res, full color touchscreen with built in GPS speedometer and tachometer
- ❑ Simple calibration wizard for initial setup - No laptop required.
- ❑ Self-learning ECU means you don't have to be a computer/tuning wiz to have EFI.
- ❑ Remote-mounted ECU to avoid dreaded heat-and-vibration induced hardware failures
- ❑ Laptop tuning also available for pro installation
- ❑ 2 stage FAN control
- ❑ Available in base and master kits in black and polished finished (throttle body)

➤ KILLSHOT 2-BBL EZ TUNE EFI - ADVANTAGES

Features	Aces Killshot 2-bbl	Holley	FiTech GoEFI 200
ECU Housing	Automotive-grade, die-cast aluminum. External ECU is far more reliable	ECU is mounted in the throttle body	ECU is mounted in the throttle body
32 bit MCU	Yes, ST56 series Power PC (OEM standard)	16 bit	16bit
Handheld	5-inch, full color, LCD touch screen with navigation buttons. 800x480 display with built in GPS chip	3.5 inch Resistive screen	3.5 inch
Injectors	(2) 100 lb/hr injectors	(2) 100 lb/hr injectors	(2) 100 lb/hr injectors
Horse power	350 HP	350 HP	400 HP
Timing control and IGBT Driver	ECU has timing control and an integrated IGBT driver on the PCB	ECU has timing control but needs the external IGBT driver	-
Spark energy	Programmable dwell time. Min. 90mj spark energy by using AC2008 ignition coil which is higher than most ignition coils	-	-
Dash and CAN	Supports Aces 5, 7, and 12.3** inch dashes	Supports Holley dashes	no
Selling price	\$799.99.00	\$1,228.95	\$999.00

➤ KILLSHOT PRO EFI CDI (prev. Royal Flush)



AS2014

Aces EFI's Killshot Pro EFI CDI is the most powerful TBI system on the market! Integrating our EFI control module and CDI ignition system inside one ECU, this is a revolutionary upgrade and huge leap forward in the world of aftermarket EFI products. the installation for our customers.



- ❑ Supports up to 650 hp with Four 100 Lb/Hr Injectors
- ❑ Integrated Digital CDI with 200 mj spark energy output and timing control
- ❑ Boost Compatible ready with 3-bar TMAP sensor
- ❑ Remote-mounted ECU to avoid dreaded heat-and-vibration induced hardware failures
- ❑ 2-stage Rev limiter setting for max RPM, launch control, and burn out
- ❑ Step retard for Nitrous control
- ❑ 5 inch High Resolution Full Color Touchscreen with built in GPS speedometer and tachometer
- ❑ Self-learning ECU means you don't have to be a computer/tuning wiz to have EFI.
- ❑ Laptop tuning also available for pro installation
- ❑ Available in base and master kits in black and polished finished (throttle body)

KILLSHOT PRO EFI CDI - ADVANTAGES

Features	Aces Killshot Pro	Aces Killshot	Holley sniper basic kit	Fitech GoEFI600 basic kit
ECU Housing	Automotive-grade, die-cast aluminum	Automotive-grade, die-cast aluminum	ECU (computer) is mounted on the throttle body	ECU (computer) is mounted on the throttle body
32 bit MCU	Yes, ST56 series Power PC (OEM standard)	Yes, ST56 series Power PC (OEM standard)	16 bit	16bit
Handheld	5-inch, full color, LCD touch screen with navigation buttons. 800x480 display with built in GPS chip	5-inch, full color, LCD touch screen with navigation buttons. 800x480 display with built in GPS chip	3.5 inch Resistive screen	3.5 inch
Integrated CDI ignition and timing control	Yes	(only timing control)	No	No
Spark Energy	Single channel output 220 mj and 150 mj adjustable	-	-	-
Launch Control, Burnout, and Step Control	Yes	Only Nitrous retard, but launch control can be added at any point	Only launch control	No
Dash and CAN	Supports Aces 5, 7, and 12.3** inch dashes	Supports Aces 5, 7, and 12.3** inch dashes	Supports Holley Dashes	No
Selling price	\$1399.99.00	\$869.99	\$1,228.95	\$999.00

WILDCARD SEQUENTIAL EFI SYSTEM

AS2013



Aces EFI provides next-level performance for your domestic V8 engine with its Wild Card™ Sequential Multi-Port Injection EFI Kit. This master kit features an optional aluminum SBC or SBF intake manifold (available in two finishes, black and raw aluminum), throttle body, fuel rails, 36 lb./hr. fuel injectors (8), Gambler series billet distributor, and all the necessary sensors to get your engine up and running. A big advantage with MPEFI is that it meters fuel more precisely than TBI designs, better achieving the desired air-fuel ratio and improving things like throttle response, cold start, and fuel distribution through the entire rpm band.

- ❑ Integrated timing control & coil driver
- ❑ 8 injector drivers (High Impedance Injectors) for Sequential fuel injection
- ❑ 5", high res, full color touchscreen with built in GPS speedometer and tachometer
- ❑ Simple calibration wizard for initial setup - No laptop required.
- ❑ Self-learning ECU means you don't have to be a computer/tuning wiz to have EFI.
- ❑ Laptop tuning also available for pro installation
- ❑ Supports boosted applications with its 3-bar TMAP sensor, OEM level TPS and IAC.
- ❑ Works with CDI ignition boxes
- ❑ Available in base or master kits, and for SBC, SBF 302, and SBF 351W



WILDCARD SEQUENTIAL EFI - ADVANTAGES

Features	Aces Wildcard Sequential EFI	Edelbrock Pro Flo 4+ SBC	Holley HP SBC kit
ECU Housing	Automotive-grade, die-cast aluminum	Plastic Housing ECU, Glue injection sealed	Metal Housing ECU, Glue injection sealed
32 bit MCU	Yes, ST56 series Power PC (OEM standard)	16 bit	16bit
Handheld	5-inch, full color, LCD touch screen with navigation buttons. 800x480 display with built in GPS chip	No handheld, but has an app that connects via bluetooth	no
Injectors	(8) 36 lb/hr injectors	(8) 36 lb/hr injectors	(8) 36 lb/hr injectors
Timing control and IGBT Driver	ECU has timing control and an integrated IGBT driver on PCB.	Yes	Unknown
Dual wide band control	Dual lambda controllers and includes 2 wide band O2 sensor.	Only one lambda controller and one wide band O2 sensor	Only one lambda controller and one wide band O2 sensor
Spark energy	Programmable dwell time. Min. 90mj spark energy by using AC2008 ignition coil which is higher than most ignition coils	-	-
Dash and CAN	Supports Aces 5, 7, and 12.3** inch dashes	-	surppot holley Dash by CAN
Selling price	\$1999.99	\$2195.95	\$4,064.95


WILDCARD PRO SEQUENTIAL EFI/CDI SYSTEM



AS2015

Aces EFI provides next-level performance for your SBC or SBF V8 engine with its Wildcard Pro Sequential EFI system with integrated CDI ignition. Integrating our EFI control module and CDI ignition system inside one ECU, this is a revolutionary upgrade and huge leap forward in the world of aftermarket EFI products. This master kit features an optional aluminum SBC or SBF intake manifold (available in two finishes, black and raw aluminum), throttle body, fuel rails, 36 lb./hr. fuel injectors (8), Gambler series billet distributor, and all the necessary sensors to get your engine up and running. A big advantage with MPEFI is that it meters fuel more precisely than TBI designs, better achieving the desired air-fuel ratio and improving things like throttle response, cold start, and fuel distribution through the entire rpm band.

- ❑ Integrated Digital CDI with 200 mj spark energy output
- ❑ Eight high-impedance injector drivers for sequential fuel injection
- ❑ Boost Compatible
- ❑ 5", high res, full color touchscreen with built in GPS speedometer and tachometer
- ❑ Self-learning ECU means you don't have to be a computer/tuning wiz to have EFI.
- ❑ 2-stage Rev limiter setting for max RPM, launch control, and burn out
- ❑ Step retard for Nitrous control
- ❑ Integrated timing control & coil driver
- ❑ Available in base or master kits, and for SBC, SBF 302, and SBF 351W



WILDCARD PRO SEQUENTIAL EFI/CDI - ADVANTAGES

Features	Wildcard Pro Sequential EFI	Edelbrock Pro Flo 4+ SBC	Holley HP SBC kit
ECU Housing	Automotive-grade, die-cast aluminum	Plastic Housing	Metal Housing ECU, Glue injection sealed
32 bit MCU	Yes, ST56 series Power PC (OEM standard)	16 bit	16 bit
Handheld	5-inch, full color, LCD touch screen with navigation buttons. 800x480 display with built in GPS chip	No handheld, but has app for phone and laptop	No
Injectors	(8) 36 lb/hr injectors	(8) 36 lb/hr injectors	(8) 36 lb/hr injectors
Integrated CDI ignition and timing control	Yes	Only timing control	No
Dual wide band control	Dual lambda controllers and includes 2 wide band O2 sensor.	Only one lambda controller and one wide band O2 sensor	Only one lambda controller and one wide band O2 sensor
Launch and Burn out control, Nitrous retard	Yes	No	-
Dash and CAN	Supports Aces 5, 7, and 12.3** inch dashes	-	surppot holley Dash by CAN
Selling price	\$2299.99	\$2365.95	\$4,064.95

> FULL HOUSE PRO LS 8 CHANNEL CDI SYSTEM

AS2010

Aces EFI's Full House Pro LS system uses a high-speed 32-bit based MCU to control ignition output and boost spark energy with its proprietary performance coils, while continually analyzing and monitoring some input signals such as rpm, trigger signals, and supply voltage. This MCU can make fast adjustments to the output voltage, multiple spark series, rpm limits and timing while maintaining very precise timing control and accurate rev limiting for your LS based engine.

- ❑ Plug and Play LS CDI Ignition
- ❑ Eight channels ignition control of over to 750 mJ spark energy
- ❑ High-efficiency Alternating Current (AC) power delivery
- ❑ Over 50 Kilovolts output voltage to drive ACES performance Coil
- ❑ Primary voltage over 565 Volts
- ❑ Spark duration of greater than 300 microseconds
- ❑ Operating voltage is 6-22 volts
- ❑ Direct Plugin to Jackpot LS EFI systems
- ❑ Compatible with most EFI systems, including 5V or 12V drivers



➤ FULL HOUSE PRO LS 8 CHANNEL CDI - ADVANTAGES

Features	Aces Full House Pro LS 8	MSD Pro 600 kit
ECU Housing	Automotive-grade, die-cast aluminum	Die-cast aluminum
32 bit MCU	Yes, ST56 series Power PC (OEM standard)	yes, 32bit but consumer electronics grade
Spark energy	750mj	680mj
ignition delay	10us	unkown
Ignition coil	AC 2010 200mj	MSD 8232 195mj
Application	Direct Plugin to Jackpot EFI, Holley EFI, and most other aftermarket systems	Direct Plugin to Holley EFI, and most other aftermarket systems
Selling price	\$1,499.00	\$2,249.95

> FULL HOUSE PRO 8 CHANNEL CDI

AS2016



Aces EFI's Full House Pro 8 is the ignition system to take your traditional V8 and LS engine to next level performance! ACES Fuel Injection provides the latest ignition innovation strategy to enable your classic V8 engine to utilize a coil-near-plug ignition setup (using the appropriate Aces Cam Sync Distributor). Benefits of Coil-Per-Plug CDI ignition system include the elimination of distributor cap and rotor wear, reduced spark energy losses caused by long spark plug wires, and the ability to tune your ignition tables in performance applications.

- ❑ Compatible with classic V8 and LS engines (24x & 58x)
- ❑ Eight channels ignition control of over to 750 mJ spark energy
- ❑ 3 Bar MAP sensor that can be used with boosted applications
- ❑ 2-stage Rev limiter setting for maximum RPM
- ❑ Launch control
- ❑ Step retard for Nitrous control
- ❑ 2D and 3D Ignition timing tables
- ❑ 5 inch High Resolution Full Color Touchscreen with built-in GPS and tach
- ❑ Laptop tuning also available for pro installation



➤ FULL HOUSE PRO 8 CHANNEL CDI - ADVANTAgEs

Features	Full House Plus	MSD 6LS 6014	MSD DIS 6015
ECU Housing	Automotive-grade, die-cast aluminum	Plastic Housing ECU,Glue injection sealed	Metal Housing ECU,Glue injection sealed
32 bit MCU	Yes, ST56 series Power PC (OEM standard)	Unknown	Unknown
Handheld	5-inch, full color, LCD touch screen with navigation buttons. 800x480 display with built in GPS chip	No	No
Coils/Spark energy	Up to 200mj spark energy	30-50mj	30-50mj
CDI Ignition Timing control	Yes, ECU has 8 channels for CDI ignition and full timing control with an integrated IGBT driver	No	No
24X & 58X for LS engine	Yes	Yes	No
Cam sync distributor adaptability	Yes, works with 7x+1 ACES Cam sync distributor	No	Yes
Dash and CAN	Supports Aces 5, 7, and 12.3** inch dashes	-	-
Selling price	\$1699.99	\$ over 1000.00 if buying coils to match	\$1460.95

► FULL HOUSE PRO 8 CHANNEL EFI/CDI SYSTEM

AS2017



Aces EFI's Full House Pro 8 EFI/CDI is our flagship system to take your traditional V8 and LS engine to next level performance! ACES Fuel Injection provides the latest ignition innovation strategy to **not only** enable your classic V8 engine to utilize a coil-near-plug ignition setup (using the appropriate Aces Cam Sync Distributor) but to **also** incorporate a sequential EFI ECU in one!

- ❑ Compatible with classic V8 and LS engines (24x & 58x)
- ❑ Eight channels ignition control of over to 750 mJ spark energy
- ❑ Eight high-impedance injector drivers for sequential fuel injection
- ❑ Sequential fuel and spark control with individual cylinder trim
- ❑ High-efficiency Alternating Current (AC) power delivery
- ❑ Dual wideband O2 sensors for closed loop control
- ❑ 3 Bar MAP sensor that can be used with boosted applications
- ❑ 2-stage Rev limiter setting for maximum RPM
- ❑ Launch control, Step retard for Nitrous control
- ❑ 5 inch High Resolution Full Color Touchscreen with built-in GPS and tach
- ❑ Self-learning ECU means you don't have to be a computer/tuning wiz to have EFI.
- ❑ Laptop tuning also available for pro installation



➤ FULL HOUSE PRO 8 CHANNEL EFI CDI - ADVANTAGES

Features	Full House Pro EFI CDI	Jackpot	Terminator X	Ultimate LS ECU
ECU Housing	Automotive-grade, die-cast aluminum	Automotive-grade, die-cast aluminum	Die-cast aluminum	Metal housing
32 bit MCU	Yes, ST56 series Power PC (OEM standard)	Yes, ST56 series Power PC (OEM standard)	32 bit Power PC	Unknown
Handheld	5-inch, full color, LCD touch screen with navigation buttons. 800x480 display with built in GPS chip	5-inch, full color, LCD touch screen with navigation buttons. 800x480 display with built in GPS chip	3.5 inch handheld	-
Sequential CDI Ignition	Yes	No	No	No
Spark energy/CDI	ECU has 8 channels for CDI ignition and full timing control with an integrated IGBT driver	Single channel output 220 mj and 150 mj adjustable	No CDI but the dwell time is programmable, 90mj when using the AC2008	-
Launch and Burn out control, Nitrous retard	Yes	Yes	Yes	Launch
24X 58X for LS engine	Yes	No	No	No
Cam sync distributor adaptability for classic engines	Yes, works with 7x+1 ACES Cam sync distributor	No	No	No
Dash and CAN	Supports Aces 5, 7, and 12.3** inch dashes	Supports Aces 5, 7, and 12.3** inch dashes	Supports Aces 5, 7, and 12.3** inch dashes	Supports Holley dash
Selling price	\$1699.99	\$ 899.99	1249.95	\$900.00

HIGH ROLLER PROGRAMMABLE CDI SYSTEM

AS2008

Aces EFI's High Roller system is the ultimate component to complete your high-performance ignition system. Built on Aces 32-bit architecture, the High Roller offers advanced technology and the most powerful spark available. This ignition system offers unrivaled spark energy and dependability, making it ideal for street/strip, full race, or any other high-performance application.

- ❑ 5 inch High Resolution Full Color Touchscreen with built-in GPS and tach
- ❑ Battery Voltage, Diagnostics and offers full control of the timing curve
- ❑ 2 Stage Rev Limiter setting for Burnout RPM and Launch Control
- ❑ 150mj spark energy when used with ACES Blackjack Pro Series high performance coil
- ❑ Primary voltage 450-530 Volts, secondary Voltage 50000 Volts
- ❑ Compatible with 4, 6, & 8 Cylinder engines
- ❑ Works with Points or Electronic Ignition



➤ HIGH ROLLER PROGRAMMABLE CDI - ADVANTAGES

Features	Aces High Roller Programmable CDI	MSD 6AL-2 kit
ECU Housing	Automotive-grade, die-cast aluminum.	Die-cast aluminum
32 bit MCU	Yes, ST56 series Power PC (OEM standard)	no
Handheld	5-inch, full color, LCD touch screen with navigation buttons. 800x480 display with built in GPS chip	no
Spark energy	150mj	135mj
ignition delay	0.5 degree	4 degree
Features	2-stage RPM limiter and step burnout launch retard	2-stage RPM limiter and step burnout launch retard
Dash and CAN	Supports Aces 5, 7, and 12.3** inch dashes	-
Selling price	\$489.99	\$508.95

> New 5 inch Handheld with GPS Speedometer

AS2009



The new 5-inch handheld for all ACES EFI system provides extraordinary contrast and beautifully vivid colors by updating to a new and more powerful MCU. An included GPS antenna measures accurate vehicle speed.

- ❑ 5-inch capacitive touch screen 800*600
- ❑ Provides extraordinary contrast and beautifully vivid colors
- ❑ Built-in ACES EFI software and calibration allows you to update your ECU and quickly build a base engine calibration for your ACES EFI system without the need of a laptop
- ❑ Built-in GPS Speedometer
- ❑ Provides Real-time ECU tuning, allowing you to dial in your AFR, Ignition Timing, or any other handheld tuneable value, such as IAC or Acceleration Enrichment
- ❑ Built-in 2 GB storage SD for storing log data



